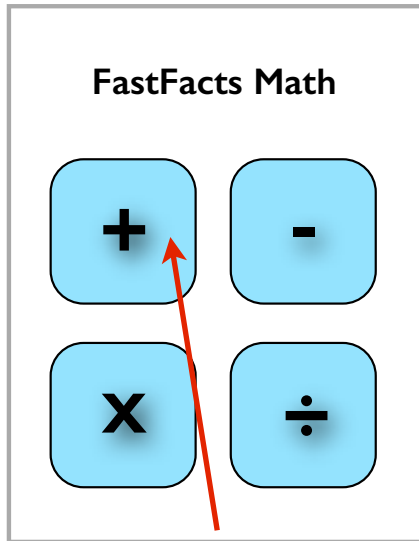
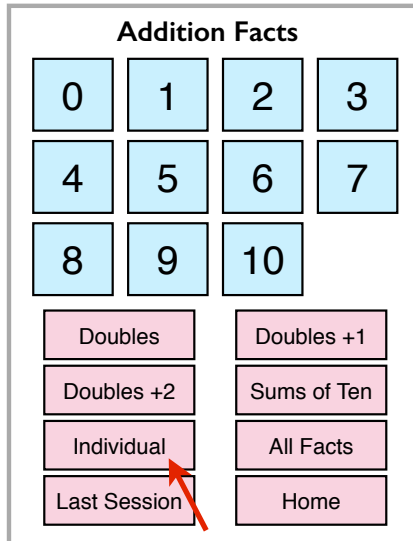


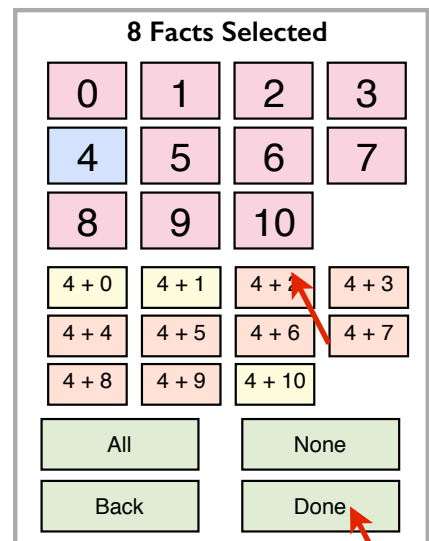
Using FastFacts Math (Android)



Choose Operation



Choose Individual



Choose Facts. Choose Done

You are not able to save lists. You can in the IOS version, and you will be able to in the new app. Until then, choose the eight facts you are studying. After you go through the facts once, choose Play Again. Practice these facts three times.

To review, you will need to enter those facts. Our apologies for this inconvenience. We are doing best to get the new app ready. Keep a paper with the facts on both lists (*Active & Review*).

When practicing, never count. Look at a fact, make a decision and act.

- 1) If you think you know the fact, answer without hesitation.
If your answer is not correct, look at the answer. Think.
Incorrect answers are part of effective practice. Stay focused.
- 2) If you do not know the answer right away, think, stay calm and focused.
Look at the Hints Chart. Print it from the library at studysmart.com.
If nothing comes to mind, check the answer, and take a moment to think.

When testing, never count.

The goal of testing is to see if you know the facts.

When using FastFacts to practice, choose these options:

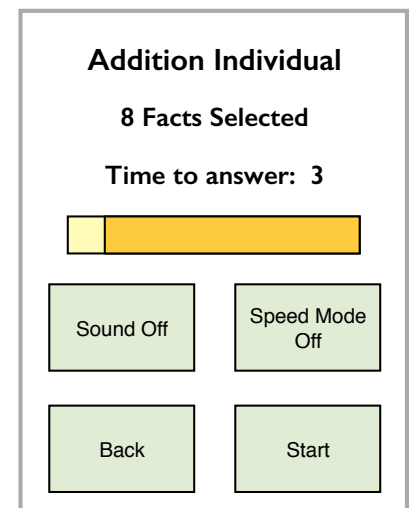
Speed Mode: Off. When you are correct, a correct screen appears.

Seconds to Answer: 30. When practicing, do not be concerned about time.

When using FastFacts to test, choose these options:

Speed Mode: On. When you are correct, the next fact appears.

Seconds to Answer: 3. This is plenty of time if you know the facts well.



To get FastFacts: 1) Search in the app store for FastFacts Math, or 2) Click on the link in the library at studysmart.com