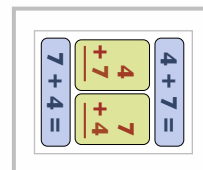


The Math Facts Mad Dash

A relay race with math facts.



Distance from starting line to answer table: 10 feet.



Players begin at the starting line, run to the table, answer a question, run back to the starting line, and repeat. If there is more than one player, when the first player gets back to the starting line, the next player goes. You can use flashcards or an app.

The Math Facts Mad Dash is a relay race with math facts. The dash can be done by a single child, pairs, or a team of four. The dash can be done at recess, at PE, and as part of *Clash of the Classes*.

We suggest the following:

- 1) Become familiar with the dash. Do it yourself. Show someone else. Do it with another person.
- 2) If the teacher is willing, arrange a time when you can demonstrate the dash. Have several students answer a few facts.

Ask for students to help you run The Math Facts Mad Dash station at recess. Let them know you will be keeping track of the best times. If you are giving cookies to participants, let them know that too. Cookies are a tasty way to encourage.

Setting up the station with flashcards.

Stand by the answer table holding the flashcards.

Say *Ready Set Go* and start the timer.

The player runs to the table, answers the fact, and runs back to the starting line.

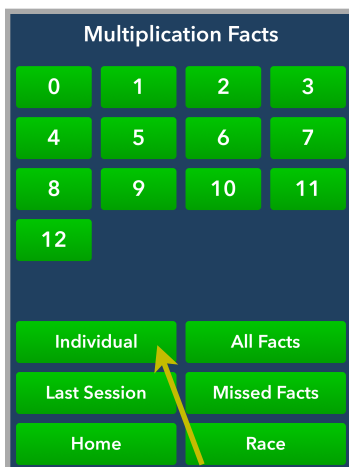
If the answer is correct, place the card in the "correct pile."

If the answer is not correct, place the card in the "incorrect pile."

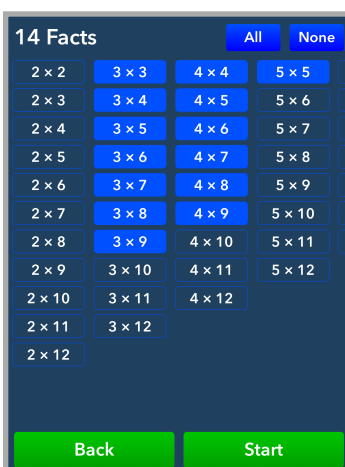
Stop the timer after the final answer.

Using the FastFacts Math app.

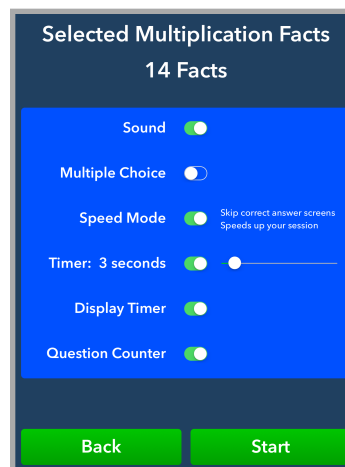
- 1) Choose facts.
- 2) Set a time limit per fact of seven seconds.
- 3) Turn Speed Mode on.
- 4) Choose multiple choice.



Choose Individual



Choose Facts



Set Options